


# Commenting on a study plan

[suomeksi] [på svenska]

 Due to message overflow, it is not possible to answer the messages sent through the study plan. You can get comments about your study plan by sending an e-mail to the study personnel of your school (contact information in [Info](#)) or by applying for approval for a study module.

You can add general or targeted comments to your study plan, for example, comments on studies which have been completed or will be completed outside Aalto University. A **general comment** covers the whole study plan, while a **targeted comment** covers only the section that you choose. Comments cannot be deleted or edited after sending.


- Click the **Guidance** button on the top right corner and select **general or targeted comment**. When you select **targeted comment**, you can select where in the degree structure it is placed.



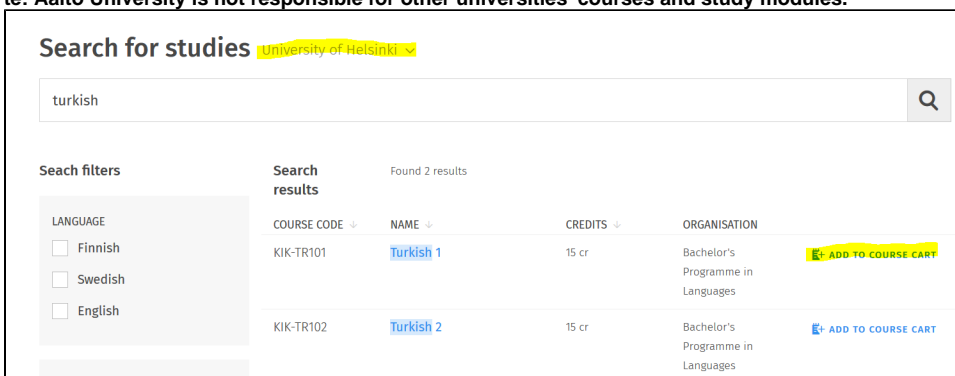
- Confirm that you understand the principles of sending sensitive data and click *Send*.

I understand that it is not recommended for comments to include sensitive personal data as defined in article 9 of the EU General Data Protection Regulation. This includes personal data revealing racial or ethnic origin, political opinions, religious or philosophical beliefs, trade union membership, data concerning health or data concerning sexual behavior or orientation.

**SEND**

 Please note that comments are not currently visible in the printed study plan.

- If your comment covers a course or a study module of another Sisu university (e.g. flexible study right (JOO) studies), do as follows: By using the **Search** function, go look for the courses or study modules. Remember to change the university after the **Search for studies** field. **Note: Aalto University is not responsible for other universities' courses and study modules.**



- Go to the **Structure of studies** view. Click the **Unplanned** bar on the left and place the courses or the study modules in the study modules, when possible. Remember to confirm the choice on the selection assistant on the right. Courses and study modules added in this way to the plan are shown in the study plan and in its printed copy.

The screenshot displays the 'Structure of studies' interface. On the left, the 'ADD TO THE PLAN' panel is active, showing a list of courses under 'Aesthetic culture and values' (including Turkish 1 and Turkish 2) and 'COMPLETED CREDITS' (including Differential and integral calculus, Introduction to planning of business, Built environment economics, and Thermodynamics (ENG2)). The central panel shows a tree of course categories: 'ELEMENTARY STUDIES, ENG COURSES' (with a note 'COURSES NOT FIT WITHIN THE DEGREE STRUCTURE'), 'ENERGY AND ENVIRONMENTAL TECHNOLOGY' (ENG3042), 'ELECTRICAL POWER AND ENERGY ENGINEERING\_TEST' (ELEC3027), 'MINOR' (with an 'ADD HERE...' button), 'INFORMATION NETWORKS' (SCI3026), and 'ELECTIVE STUDIES' (ENG.V Other studies, with an 'ADD HERE...' button). The right panel, 'ELECTIVE STUDIES', shows a list of selected courses: 'testi-op1', 'Netan testitjaksos2', 'OPS\_opintojaksos\_1', 'Testi\_opintojaksos kuvaukset\_1', and 'KIK-TR101 Turkish 1'. A 'CONFIRM' button is visible at the bottom of this panel.