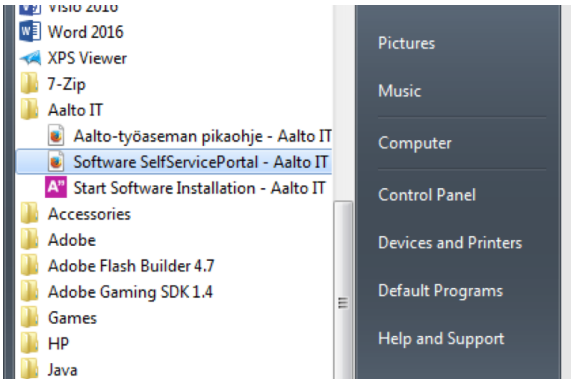
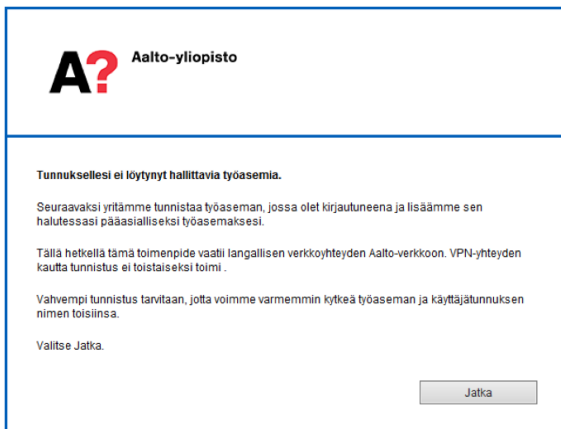


Install Panopto Recorder Aalto with Self-service portal for Windows workstations

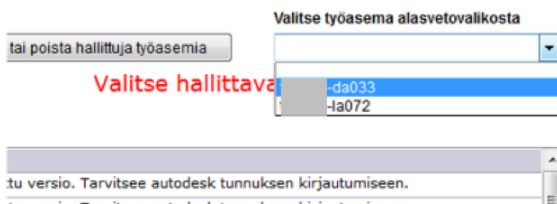
1. Open Software Self Service Portal "Start > Aalto IT > Software SelfServicePortal - Aalto IT". SelfServicePortal will open on browser window.



2. If you see following message "you don't have any workstations under your account" follow the instructions and contact [Service Desk](#).



3. If you see a note on a top right corner that declares "Valitse hallittavan työaseman nimi ensin!" you'll need to choose the computer that you are associated and you are about to target the installation. Keyboard command CTRL+F12 opens the info window where you can read the computer name.



4. On an opened window you'll see list of available applications, find **Panopto Recorder Aalto** on a list of freely available software and select it.

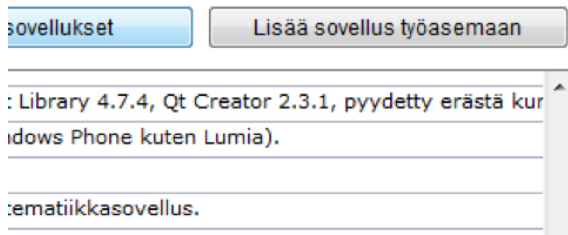
Origin Aalto	Kampuslisenssi, lisenssit palvelime
Paint.NET	Ilmainen kuvankäsittelysovellus.
▶ Panopto Recorder Aalto	Presentation Recorder, 64-bit
ParaView	
pgAdmin Aalto	
Phoenix Firestorm Viewer Aalto	Vaihtoehtoinen Second Life client

Panopto resources

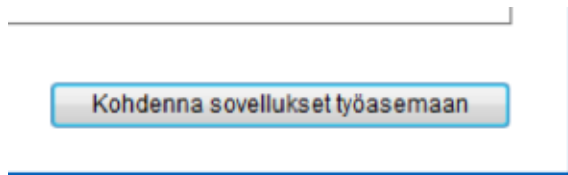
Panopto Tutorials

- [Panopto Record er client in your session](#)
- [Panopto Player](#)
- [Share a Panopto session](#)
- [Embed Panopto material s on MyCourses](#)
- [Panopto and mobile devices](#)
- [Captioning your Panopto recordings](#)

5. Click "Add selected software to workstation" button.



6. Accept the software installation by clicking "Kohdenna sovellukset työasemaan".



7. Self-service portal is used to target software installations. They will show up ready for installation in the workstation in about an hour from targeting. Users can also expedite the installations by following [these instructions](#).

- [Creating high quality recordings](#)
- [Panopto advanced editor: How to add material to your Panopto cast](#)
- [Lecture Capture with Panopto](#)
- [Live webcast with Panopto](#)
- [Panopto quickstart: Record, View, Share and Edit \(panopto.com\)](#)
- [More Panopto resources](#)

es (...
panopto
.com)

Copyright, Legal Issues, EULA...

- Panopto
EULA
(End
User
Licencin
g
Agreem
ent)
- Copyrig
ht
templat
es for
PP
- Panopto
rekisteri
seloste
- Digital
Learnin
g
Material
and
Copyrig
hts
- Recordi
ng
Lecture
s:
Legal
Conside
rations

- [Tekijän oikeudet opetuksessa](#)
- [Art University Copyright Advice](#)
- [Creative Commons CC BY 4.0](#)
- [Video Playlist \(YouTube\) on Copyrights](#)

Recording Studios & Equipment

- [Video Recording Studio at Learning Centre](#)
- [Learning Centre](#)

[Studio](#)

[360](#)

[Guide](#)

- [Lecture Capture Spaces](#)

- [Audio and video devices for better recording](#)

FAQ and Links

- [FAQ](#)
- [support.panopto.com](#)
- [Panopto Service Description \(FI\)](#)
- [Aalto Online Learning A! OLE](#)
- [Aalto Snapshots - How to make a short presentation](#)

[video](#)

[about](#)

[your](#)

[project](#)

- [Quick](#)

[tips for](#)

[internet](#)

[video](#)

[producti](#)

[on](#)

- [Video](#)

[types](#)

[produce](#)


[d within](#)

[Aalto](#)

[Commu](#)

[nications](#)

Feedback and Support



[*panopto@aalto.*](mailto:panopto@aalto.fi)

fi