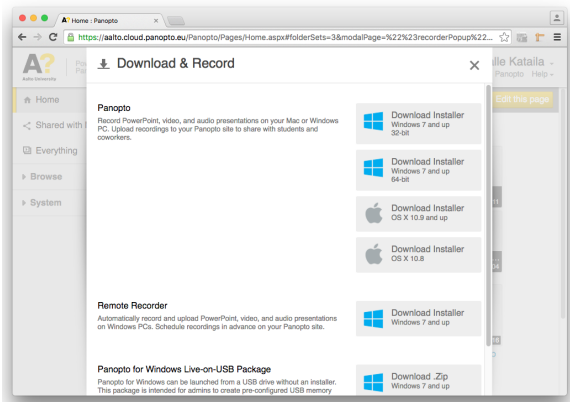
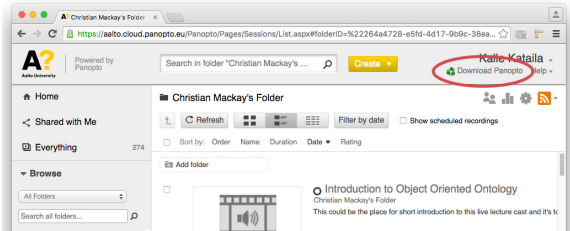


Panopto Software Download

To install Panopto recorder software on non Aalto installed computer log in to your Panopto account on browser at panopto.aalto.fi

You can find Panopto app download link at the top right corner of the window under your name.



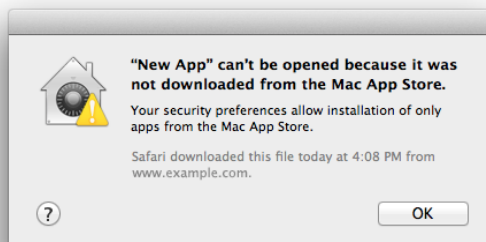
Choose the appropriate installer file.

After installation when you are logging in Panopto if server address is missing, the type:

aalto.cloud.panopto.eu

Mac users: Note that Panopto supports only OS X above 10.8.

Note depending your settings OS X: Open an app from an unidentified developer + more



Panopto resources

Panopto Tutorials

- [Panopto Recorder](#)
- [How to edit your Panopto](#)
- [Panopto Player](#)
- [Share a Panopto](#)
- [Embed Panopto MyCourses](#)
- [Panopto and mo](#)
- [Captioning your recordings](#)
- [Creating high recordings](#)
- [Panopto advanced add material to y](#)
- [Lecture Capture](#)
- [Live webcast wit](#)
- [Panopto quicksta](#)
- [Share and l \(panopto.cc](#)
- [More Panopto re panopto.com\)](#)

Copyright, Legal I EULA...

- [Panopto EULA \(l Licencing Agreee](#)
- [Copyright temple](#)
- [Panopto rekisteri](#)
- [Digital Learning l Copyrights](#)

- [Recording Lectu
Considerations](#)
- [Tekijänoikeudet](#)
- [Art University Cc](#)
- [Creative Commc](#)
- [Video Playlist \(Y
Copyrights](#)


Recording Studio: Equipment

- [Video Recording
Learning Centre](#)
- [Learning Centre](#)
- [Lecture Capture](#)
- [Audio and video
recording](#)

FAQ and Links

- [FAQ](#)
 - [support.panopto.](#)
 - [Panopto Service](#)
 - [Aalto Online Lea](#)
 - [Aalto Snapshots
short presentatio
your project](#)
 - [Quick tips for inte
production](#)
 - [Video types proc
Communications](#)
-

Feedback and Su



panopto@aa