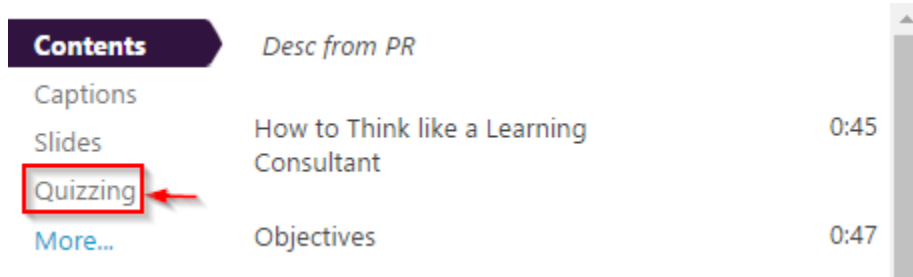


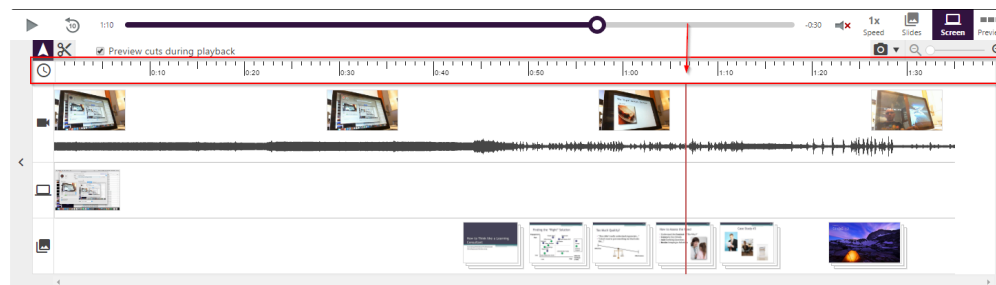
# Panopto quizzes

Here are the steps to inserting your own quiz questions into your Panopto sessions.

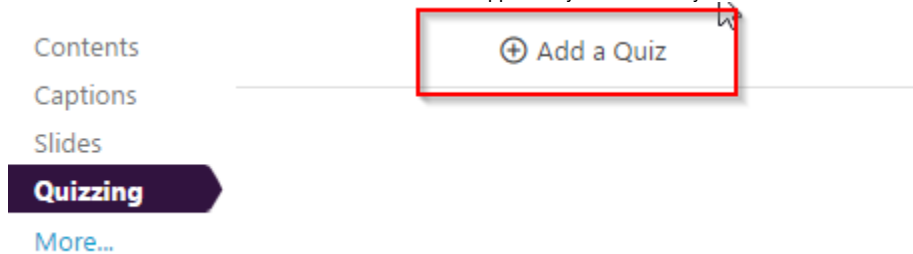
1. Open your chosen session in the Panopto editor.
2. In the left Navigation pane, click on the Quizzing link.



3. Using the Pointer tool, navigate in the Timeline to where you want to put a quiz.



4. Click on the Add a Quiz button. The Quiz form will appear in your secondary stream area.



5. The form has several different fields, including Quiz Name, Question, Answers, and Correct Answer Explanation.

6. Within the form, you can select the drop down menu in the top right corner to show different types of quiz questions. The quiz options include True/False, Multiple Choice, and Multiple Select. The default is multiple choice.

## Quiz

Question

Question Type  
Multiple Choice

Answer 1

Answer 2

Add answer...

Correct answer explanation (optional)

< Back

Next >

Add a Question

Done

Q  
M  True/False

Multiple Choice

Multiple Select

### A. Multiple Choice

- i. Multiple Choice gives you the option to have several answers present, but only one answer can be chosen as correct.
- ii. When the option is first chosen there will only be two answer fields. Another answer field can be added by clicking the "Add Answer..." button.

## Clarifying Questions

Which one of these answers is the correct one?

Question Type  
Multiple Choice

Not this one!

This one!

Add answer...

Correct answer explanation (optional)

- iii. To remove an answer you can click on the X next to any of the Answers.

## Clarifying Questions

Which one of these answers is the correct one?

Question Type  
Multiple Choice

Not this one!

X

This one!

X

Not this one!

X

Add answer...

iv. When you have your Answers added you must choose a correct answer.

## Clarifying Questions

Which one of these answers is the correct one?

Question Type  
Multiple Choice

Not this one!

X

This one!

X

Not this one!

X

Add answer...

Other quiz question types include:

B. True/False

i. True/False gives you the option to ask a True or False question.

C. Multiple Select

i. Multiple Select gives you the option to have several answers present and more than one can be selected as correct.

7. Once you are done with a question and want to add another one, click the Add a Question button at the bottom of the form.

Add a Question

Done

8. If you need to navigate to a different question in your quiz, you can use the Back and Next buttons at the bottom of the form.

## Clarifying Questions

This statement is false.

Question Type  
True/False

True

False

Correct answer explanation (optional)

< Back

Next >

Add a Question

Done

9. Once you have added all of your questions, click the Done button at the bottom of the form.

## Clarifying Questions

This statement is false.

Question Type  
True/False

True

False

Correct answer explanation (optional)

< Back

Next >

Add a Question

Done

You will then be directed to the Options page for this Quiz. In this page you can ...

1. Allow Retakes
2. Show grade once the quiz is taken
  - a. If this is enabled you can also allow review of correct answers and explanations
3. Block your viewers from advancing the video until answers the quiz
4. Delete questions by clicking the Xs

5. Reorganize the questions by using the arrows
6. Once you are finished, click the Save button. The name of your quiz will now appear in the Quizzing pane
7. Repeat these steps for each quiz you want to add to your session
8. When you are finished, click the publish save button

**Quiz Options**

- Allow Retakes
- Show grade after taking the quiz
- Allow review of correct answers and explanations
- Block advancing in the video until answering the quiz

**Questions**

Which one of these answers is the correct one?

This statement is false.

Which answers are correct?

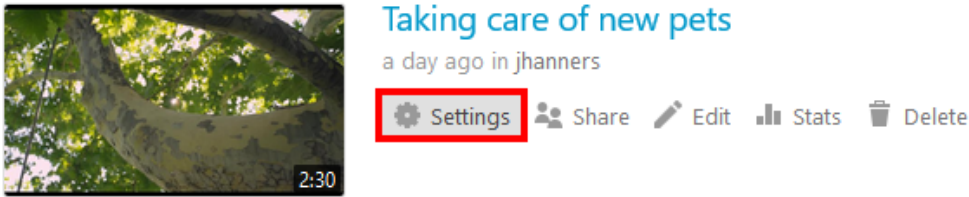
< Back

Save

During playback, when it is time for a Quiz the video will pause until the question(s) is/are answered.

## Viewing Quizzing Results

To access the results of a quiz, click the settings icon on the session the quiz was created in.



**Taking care of new pets**  
a day ago in jhanners

Settings Share Edit Stats Delete

On the left, click the Quiz Results tab to display the results.

▶ Taking care of new pets ✕

---

- Overview
- Share
- Outputs
- Quiz Results
- Streams
- Search
- Captions
- Manage
- Log

**Quiz Results Summary**

Section	Position	Results
Taking Care of a Puppy	00:19	5/6 (83%)
Taking Care of a Kitten	01:12	4/6 (67%)

**Detailed Results By Section**

Section: Taking Care of a Puppy

Question	Type	Results
1: How often should you bathe a puppy?	Multiple Choice	2/2 (100%)
2: Too much washing will cause the dog's coat to get damag...	True / False	2/2 (100%)
3: I should use human shampoo on my dog	Multiple Choice	1/2 (50%)

User	Results
> j.lubbert	2/3 (67%)
> Antonio Brown	3/3 (100%)

From this tab, you can see Quiz Results Summary which shows the total number of correct answers and questions as well as the percentage correct for each quiz. You are also able to get a more detailed view of results by section. Click the Section dropdown to select which quiz section to drill into.

## Detailed Results By Section

Section **Taking Care of a Puppy**   
**Taking Care of a Puppy**  
**Taking Care of a Kitten**

Question	Type	Results
1: How often should you bathe a puppy?	Multiple Choice	2/2 (100%)
2: Too much washing will cause the dog's coat to get damag...	True / False	2/2 (100%)
3: I should use human shampoo on my dog	Multiple Choice	1/2 (50%)

User	Results
> j lubbert	2/3 (67%)
> Antonio Brown	3/3 (100%)

You can also expand each user to see which questions they got correct and which questions they got incorrect.

User	Results
▼ j lubbert	2/3 (67%)
✓ 1: How often should you bathe a puppy?	
✓ 2: Too much washing will cause the dog's coat to get damaged.	
✗ 3: I should use human shampoo on my dog	
▼ Antonio Brown	3/3 (100%)
✓ 1: How often should you bathe a puppy?	
✓ 2: Too much washing will cause the dog's coat to get damaged.	
✓ 3: I should use human shampoo on my dog	